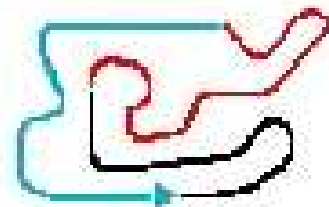




Chp.Ile de France  
Le Mans 25-26 Avril 2015



Document 14.1 OFFICIEL

**Rotax Max**

Chp.IDF Rotax Max

Final (FI)

Résultats

Sous réserve du contrôle technique ou d'incidents d'ordre sportif

Clt	N°	Classe	Pilote	Club	Meilleur S1	Meilleur S2	Meilleur S3	Meilleur tour	Interv.	Ecart
1	▲ <sup>3</sup> 94	evo	RENAUDIN Adrien	Wissous	19.250	26.703	21.124	1:07.147		
2	▲ <sup>6</sup> 11	evo	CAMMARATA Marc	Cormeilles	19.127	26.873	21.017	1:07.214	1.945	1.945
3	▲ <sup>3</sup> 4	evo	LANDAIS Thomas	Rosny	19.186	27.017	21.302	1:07.783	3.797	5.742
4	▲ <sup>1</sup> 3	evo	BONNETO Romain	Savoie	19.410	26.777	21.071	1:07.553	0.257	5.999
5	▼ <sup>2</sup> 96	evo	RENAUDIN Julien	Wissous	19.279	26.841	21.184	1:07.672	1.121	7.120
6	▲ <sup>4</sup> 6	evo	TESNIERE Charles	Angerville	19.128	27.115	21.313	1:07.785	1.230	8.350
7	▼ <sup>5</sup> 2	evo	PICOT Nicolas	Rosny	19.133	27.010	21.062	1:07.448	2.544	10.894
8	▲ <sup>4</sup> 10	evo	LALA Guillaume	Angerville	19.213	27.192	21.353	1:08.099	0.591	11.485
9	▲ <sup>4</sup> 22	evo	JALOUX Romain	Reims	19.377	27.195	21.462	1:08.232	1.535	13.020
10	▲ <sup>11</sup> 16	evo	ROUSSET Louis	Sens-Paris	19.420	27.077	21.349	1:07.979	0.811	13.831
11	▼ <sup>2</sup> 51	evo	MISSIMILLY Jacques	Cormeilles	19.441	27.169	21.429	1:08.197	1.155	14.986
12	▲ <sup>8</sup> 7	evo	MASLE Nicolas	Mantes	19.669	27.406	21.445	1:08.554	5.295	20.281
13	▲ <sup>3</sup> 9	max	BREISACHER Dorian	Angerville	19.507	27.663	21.382	1:08.768	0.087	20.368
14	▲ <sup>3</sup> 14	evo	DECHANDON Simon	Angerville	20.086	27.841	21.859	1:09.786	14.605	34.973
15	33		BOURDIN Gauthier		20.458	27.615	21.717	1:09.911	4.494	39.467
16	▲ <sup>2</sup> 20	max	MOSTKOWY Maxime	Cormeilles	20.380	27.954	21.926	1:10.860	1.876	41.343
17	▼ <sup>6</sup> 17	evo	BRUNERIE Vincent	Brétigny	19.413	27.251	21.795	1:08.814	0.605	41.948
18	▲ <sup>1</sup> 5	evo	MENARD Pierre	Angerville	20.259	27.868	21.745	1:10.317	6.597	48.545
19	▼ <sup>18</sup> 12	evo	DEPTUCH Joel	Brétigny					11 Tours	11 Tours
20	▼ <sup>13</sup> 1	evo	HODIER Thomas	Rosny					1.579	11 Tours
21	▼ <sup>7</sup> 18	evo	WILLIAMSON Andrew	J.B.H.					0.648	11 Tours
22	▼ <sup>7</sup> 24	evo	DRUAIS Jean-Baptiste	J.B.H.						11 Tours

Tête de course : N°2 PICOT Nicolas (1-4) / N°94 RENAUDIN Adrien (5-11)

Départ : 26/04 - 16:52:48

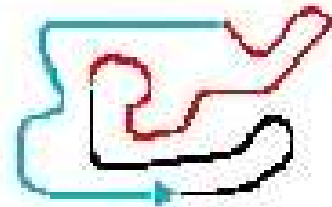
Meilleur tour : N°94 RENAUDIN Adrien 1:07.147

Météo : Pluie Air : 14°C Piste : Mouillée

Record de l'épreuve : N°12 DEPTUCH Joel 53.693



Chp.Ile de France  
Le Mans 25-26 Avril 2015




**Rotax Max**

**Chp.IDF Rotax Max  
Final (FI)  
Tableau des tours**

Pour information, sans valeur officielle

	1	2	3	4	5	6	7	8	9	10	11	12	13	14	15	16	17	18	19	20	21
<b>Grille</b>	<del>2</del>	2	96	94	3	4	1	11	51	6	17	10	22	18	24	9	14	20	5	7	16
<b>Départ</b>	2	94	96	3	4	<del>1</del>	11	51	6	17	10	22	<del>24</del>	<del>18</del>	14	9	5	20	16	7	33
<b>Tour 1 Intervalle</b>	2	94 0.5	11 2.0	3 0.2	4 0.6	51 0.2	96 0.1	6 0.5	10 0.2	22 0.3	16 0.1	9 0.5	7 1.1	20 0.9	5 0.2	14 0.2	33 0.1	17 19.6			
<b>Tour 2</b>	2	94 0.7	11 1.4	3 0.8	4 0.8	96 0.6	6 0.6	51 1.0	10 0.0	22 0.3	16 0.3	9 0.5	7 1.2	14 2.3	20 0.6	33 0.7	5 0.3	17 16.4			
<b>Tour 3</b>	2	94 1.0	11 0.8	3 1.4	4 0.7	96 0.8	6 0.6	10 1.9	51 0.6	22 0.2	16 1.2	9 0.7	7 0.2	14 2.7	20 1.7	33 0.6	5 0.3	17 15.2			
<b>Tour 4</b>	2	94 0.5	11 0.7	3 2.2	4 0.5	96 0.5	6 1.1	10 2.5	51 0.5	22 0.4	16 1.1	9 1.5	7 0.3	14 3.1	20 2.5	33 1.2	5 8.6	17 4.9			
<b>Tour 5</b>	94	2 0.0	11 0.3	3 1.6	4 0.8	96 0.4	6 1.3	10 4.4	22 0.4	16 0.7	51 0.0	9 2.2	7 0.2	14 3.8	20 3.9	33 1.7	5 7.6	17 3.0			
<b>Tour 6</b>	94	2 0.6	3 0.0	11 0.0	4 0.3	96 0.1	6 1.2	10 4.9	22 0.7	16 0.8	51 0.7	9 1.6	7 0.5	14 4.8	20 4.9	33 2.1	5 6.3	17 2.7			
<b>Tour 7</b>	94	11 2.1	4 1.1	3 0.9	96 0.6	6 0.5	2 0.9	10 2.0	22 1.0	16 0.9	51 1.0	9 1.6	7 1.1	14 5.8	20 5.8	33 1.3	5 6.9	17 0.8			
<b>Tour 8</b>	94	11 2.2	4 1.6	3 0.8	96 1.2	6 0.4	2 1.5	10 1.3	22 1.1	16 1.6	51 0.7	9 2.0	7 1.2	14 7.3	20 6.1	33 1.1	5 6.7	17 0.1			
<b>Tour 9</b>	94	11 2.4	4 2.2	3 0.3	96 1.5	6 0.7	2 2.1	10 0.8	22 1.4	16 1.1	51 0.9	9 2.9	7 0.6	14 9.6	33 6.9	20 0.2	17 4.9	5 1.9			
<b>Tour 10</b>	94	11 2.0	4 2.8	3 0.7	96 1.0	6 1.0	2 2.3	10 0.8	22 1.1	16 0.9	51 1.1	9 3.8	7 0.3	14 11.7	33 5.9	20 1.3	17 3.1	5 3.9			
<b>Tour 11</b>	94	11 1.9	4 3.7	3 0.2	96 1.1	6 1.2	2 2.5	10 0.5	22 1.5	16 0.8	51 1.1	7 5.2	9 0.0	14 14.6	33 4.4	20 1.8	17 0.6	5 6.5			



Chp.IDF Rotax Max


Rotax Max

Final (FI)

Pour information, sans valeur officielle

Analyse des tours

Tours	Secteur 1	Secteur 2	Secteur 3	mps au tour	Tours	Secteur 1	Secteur 2	Secteur 3	mps au tour	Tours	Secteur 1	Secteur 2	Secteur 3	mps au tour
<b>N°2 PICOT Nicolas</b>					<b>N°6 TESNIERE Charles</b>					<b>N°11 CAMMARATA Marc</b>				
1	19.787	27.010	21.096	1:07.893	1	21.019	28.374	22.104	1:11.497	1	20.534	27.746	21.669	1:09.949
2	19.512	27.062	21.062	1:07.636	2	19.758	27.251	21.313	1:08.322	2	19.127	26.909	21.188	1:07.224
3	19.133	27.202	21.113	1:07.448	3	19.174	27.458	21.367	1:07.999	3	19.179	26.970	21.065	1:07.214
4	19.344	27.277	21.351	1:07.972	4	19.413	27.115	21.651	1:08.179	4	19.317	26.959	21.098	1:07.374
5	19.612	27.582	21.993	1:09.187	5	19.172	27.280	21.553	1:08.005	5	19.485	27.182	21.495	1:08.162
6	19.929	28.156	22.582	1:10.667	6	19.148	27.309	21.328	1:07.785	6	19.590	28.566	22.225	1:10.381
7	23.241	27.735	21.814	1:12.790	7	19.378	28.722	21.963	1:10.063	7	20.527	26.873	21.186	1:08.586
8	19.532	27.919	21.442	1:08.893	8	19.128	27.661	21.515	1:08.304	8	19.250	26.975	21.169	1:07.394
9	19.405	27.745	21.610	1:08.760	9	19.195	27.374	21.605	1:08.174	9	19.267	27.192	21.017	1:07.476
10	19.562	27.612	21.283	1:08.457	10	19.220	27.508	21.531	1:08.259	10	19.353	26.995	21.055	1:07.403
11	19.332	27.593	21.415	1:08.340	11	19.198	27.427	21.479	1:08.104	11	19.141	27.058	21.217	1:07.416
<b>N°3 BONNETO Romain</b>					<b>N°7 MASLE Nicolas</b>					<b>N°14 DECHANDON Simon</b>				
1	20.322	27.772	22.253	1:10.347	1	21.900	29.344	21.679	1:12.923	1	23.487	28.995	22.365	1:14.847
2	19.410	27.220	21.153	1:07.783	2	20.026	27.837	21.628	1:09.491	2	20.328	28.238	21.897	1:10.463
3	19.770	27.025	21.071	1:07.866	3	19.776	27.775	21.907	1:09.458	3	20.086	27.841	21.859	1:09.786
4	19.729	27.073	21.361	1:08.163	4	19.944	27.893	21.823	1:09.660	4	20.226	27.841	22.001	1:10.068
5	19.531	26.788	21.234	1:07.553	5	20.116	27.688	21.830	1:09.634	5	20.185	28.087	22.100	1:10.372
6	19.595	27.141	21.975	1:08.711	6	19.683	27.766	21.666	1:09.115	6	20.106	27.978	22.013	1:10.097
7	20.872	28.612	21.192	1:10.676	7	19.912	27.801	21.652	1:09.365	7	20.310	28.092	21.996	1:10.398
8	19.628	26.984	21.153	1:07.765	8	19.801	27.509	21.799	1:09.109	8	20.257	28.228	22.124	1:10.609
9	19.696	26.777	21.133	1:07.606	9	19.703	27.406	21.445	1:08.554	9	20.361	28.266	22.212	1:10.839
10	19.948	27.232	21.229	1:08.409	10	19.669	27.672	21.481	1:08.822	10	20.523	28.297	22.096	1:10.916
11	19.693	26.916	21.277	1:07.886	11	19.816	28.026	21.640	1:09.482	11	20.607	28.601	23.202	1:12.410
<b>N°4 LANDAIS Thomas</b>					<b>N°9 BREISACHER Dorian</b>					<b>N°16 ROUSSET Louis</b>				
1	20.428	28.047	22.490	1:10.965	1	21.851	28.848	21.479	1:12.178	1	21.122	28.181	22.098	1:11.401
2	19.186	27.368	21.397	1:07.951	2	19.946	28.008	21.431	1:09.385	2	19.913	27.800	21.715	1:09.428
3	19.383	27.098	21.302	1:07.783	3	19.994	28.284	22.232	1:10.510	3	20.198	28.603	21.480	1:10.281
4	19.293	27.218	21.450	1:07.961	4	19.757	27.994	21.761	1:09.512	4	19.719	27.387	21.598	1:08.704
5	19.434	27.042	21.369	1:07.845	5	19.988	27.874	21.883	1:09.745	5	19.774	27.419	21.780	1:08.973
6	19.476	27.187	21.541	1:08.204	6	19.507	27.730	21.581	1:08.818	6	19.860	27.195	21.678	1:08.733
7	20.554	27.417	21.412	1:09.383	7	19.642	27.744	21.382	1:08.768	7	19.730	27.077	21.666	1:08.473
8	19.438	27.064	21.391	1:07.893	8	19.921	27.663	21.421	1:09.005	8	19.420	28.162	21.349	1:08.931
9	19.357	27.159	21.594	1:08.110	9	19.754	27.825	21.586	1:09.165	9	19.605	27.078	21.402	1:08.085
10	19.527	27.017	21.421	1:07.965	10	19.649	27.874	21.616	1:09.139	10	19.472	27.152	21.355	1:07.979
11	19.384	27.573	21.423	1:08.380	11	19.820	27.875	22.190	1:09.885	11	19.607	27.301	21.445	1:08.353
<b>N°5 MENARD Pierre</b>					<b>N°10 LALA Guillaume</b>					<b>N°17 BRUNERIE Vincent</b>				
1	22.512	29.391	22.511	1:14.414	1	20.893	28.644	22.078	1:11.615	1	21.395	50.492	23.245	1:35.132
2	21.012	28.265	23.159	1:12.436	2	19.847	27.669	21.699	1:09.215	2	19.413	27.328	22.073	1:08.814
3	20.668	28.334	21.745	1:10.747	3	19.495	27.568	21.774	1:08.837	3	19.958	27.643	21.945	1:09.546
4	20.696	28.037	31.107	1:19.840	4	19.697	27.363	21.721	1:08.781	4	19.635	28.057	21.881	1:09.573
5	20.409	28.485	22.293	1:11.187	5	19.456	28.684	21.761	1:09.901	5	19.699	27.579	22.018	1:09.296
6	20.618	27.868	21.831	1:10.317	6	19.312	27.446	21.561	1:08.319	6	19.537	28.563	21.844	1:09.944
7	20.367	28.888	21.887	1:11.142	7	19.317	27.192	21.590	1:08.099	7	19.804	27.435	22.048	1:09.287
8	20.259	27.949	22.195	1:10.403	8	19.334	27.442	21.387	1:08.163	8	19.916	27.693	22.082	1:09.691
9	20.832	28.239	21.895	1:10.966	9	19.252	27.355	21.642	1:08.249					
10	20.647	28.518	21.994	1:11.159										



# Rotax Max

## Chp.IDF Rotax Max

### Final (FI)

### Analyse des tours

Pour information, sans valeur officielle

Tours	Secteur 1	Secteur 2	Secteur 3	emps au tour	Tours	Secteur 1	Secteur 2	Secteur 3	emps au tour
9	19.459	<b>27.311</b>	22.085	1:08.855	8	<b>19.464</b>	27.610	21.561	<b>1:08.635</b>
10	19.510	27.642	22.017	1:09.169	9	<b>19.441</b>	27.304	21.560	<b>1:08.305</b>
11	19.864	<b>27.251</b>	<b>21.795</b>	1:08.910	10	19.453	<b>27.169</b>	21.575	<b>1:08.197</b>
					11	19.511	27.410	<b>21.429</b>	1:08.350

#### N°20 MOSTKOWY Maxime

1	<b>21.881</b>	<b>29.422</b>	<b>22.800</b>	<b>1:14.103</b>
2	<b>20.632</b>	<b>28.603</b>	<b>22.378</b>	<b>1:11.613</b>
3	<b>20.384</b>	<b>28.386</b>	<b>22.136</b>	<b>1:10.906</b>
4	20.412	<b>28.135</b>	22.313	<b>1:10.860</b>
5	20.814	28.893	<b>22.069</b>	1:11.776
6	20.784	<b>28.013</b>	22.316	1:11.113
7	21.092	28.138	22.086	1:11.316
8	20.725	28.233	<b>21.926</b>	1:10.884
9	20.592	28.351	22.947	1:11.890
10	20.746	<b>27.954</b>	22.309	1:11.009
11	<b>20.380</b>	28.567	22.516	1:11.463

#### N°94 RENAUDIN Adrien

1	<b>19.873</b>	<b>27.350</b>	<b>21.138</b>	<b>1:08.361</b>
2	<b>19.362</b>	<b>27.191</b>	21.230	<b>1:07.783</b>
3	<b>19.344</b>	<b>27.168</b>	21.327	1:07.839
4	<b>19.285</b>	<b>27.037</b>	21.140	<b>1:07.462</b>
5	<b>19.250</b>	27.289	22.049	1:08.588
6	20.196	28.068	21.729	1:09.993
7	19.265	<b>26.758</b>	<b>21.124</b>	<b>1:07.147</b>
8	19.251	26.787	21.294	1:07.332
9	19.347	<b>26.703</b>	21.186	1:07.236
10	19.505	26.940	21.316	1:07.761
11	19.522	26.904	21.130	1:07.556

#### N°22 JALOUX Romain

1	<b>21.139</b>	<b>28.619</b>	<b>22.173</b>	<b>1:11.931</b>
2	<b>19.685</b>	<b>27.706</b>	<b>21.819</b>	<b>1:09.210</b>
3	19.859	<b>27.577</b>	21.936	1:09.372
4	19.856	<b>27.351</b>	<b>21.675</b>	<b>1:08.882</b>
5	19.735	27.745	21.867	1:09.347
6	<b>19.572</b>	<b>27.328</b>	21.753	<b>1:08.653</b>
7	<b>19.407</b>	27.451	<b>21.479</b>	<b>1:08.337</b>
8	<b>19.377</b>	<b>27.255</b>	21.645	<b>1:08.277</b>
9	19.680	<b>27.195</b>	21.658	1:08.533
10	19.427	27.300	21.505	<b>1:08.232</b>
11	19.626	27.354	<b>21.462</b>	1:08.442

#### N°96 RENAUDIN Julien

1	<b>20.274</b>	<b>28.619</b>	<b>22.675</b>	<b>1:11.568</b>
2	<b>19.459</b>	<b>27.416</b>	<b>21.360</b>	<b>1:08.235</b>
3	19.557	<b>27.040</b>	<b>21.357</b>	<b>1:07.954</b>
4	<b>19.279</b>	27.209	<b>21.184</b>	<b>1:07.672</b>
5	19.317	<b>27.039</b>	21.408	1:07.764
6	19.729	<b>26.998</b>	<b>21.184</b>	1:07.911
7	22.193	27.142	21.444	1:10.779
8	19.493	27.297	21.603	1:08.393
9	19.367	<b>26.967</b>	21.557	1:07.891
10	19.684	<b>26.841</b>	21.384	1:07.909
11	19.517	26.964	21.489	1:07.970

#### N°33 BOURDIN Gauthier

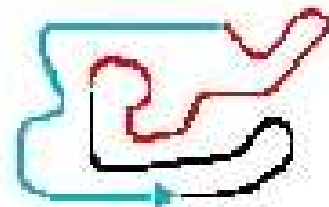
1	<b>22.503</b>	<b>29.185</b>	<b>22.677</b>	<b>1:14.365</b>
2	<b>20.802</b>	<b>28.454</b>	<b>22.447</b>	<b>1:11.703</b>
3	<b>20.634</b>	<b>27.813</b>	<b>22.284</b>	<b>1:10.731</b>
4	<b>20.605</b>	27.964	22.953	1:11.522
5	21.921	28.000	22.291	1:12.212
6	21.741	28.026	<b>21.790</b>	1:11.557
7	<b>20.548</b>	28.228	<b>21.781</b>	<b>1:10.557</b>
8	20.665	28.254	<b>21.717</b>	1:10.636
9	<b>20.458</b>	27.901	22.106	<b>1:10.465</b>
10	20.558	<b>27.615</b>	21.738	<b>1:09.911</b>
11	20.494	27.979	22.499	1:10.972

#### N°51 MISSIMILLY Jacques

1	<b>20.730</b>	<b>27.813</b>	<b>22.469</b>	<b>1:11.012</b>
2	<b>20.632</b>	<b>27.443</b>	<b>21.991</b>	<b>1:10.066</b>
3	<b>19.882</b>	27.612	22.042	<b>1:09.536</b>
4	<b>19.580</b>	27.560	<b>21.515</b>	<b>1:08.655</b>
5	19.615	28.423	22.541	1:10.579
6	20.057	<b>27.285</b>	22.120	1:09.462
7	<b>19.478</b>	27.391	21.860	1:08.729



Chp. Ile de France  
Le Mans 25-26 Avril 2015



Document 13

Rotax Max

Chp.IDF Rotax Max  
Final (FI)  
Grille de départ

Sous réserve du contrôle technique ou d'incidents d'ordre sportif

		<b>11</b>	16 ROUSSET Louis
7	MASLE Nicolas	<b>10</b>	5 MENARD Pierre
20	MOSTKOWY Maxime	<b>9</b>	14 DECHANDON Simon
9	BREISACHER Dorian	<b>8</b>	24 DRUAIS Jean-Baptiste
18	WILLIAMSON Andrew	<b>7</b>	22 JALOUX Romain
10	LALA Guillaume	<b>6</b>	17 BRUNERIE Vincent
6	TESNIERE Charles	<b>5</b>	51 MISSIMILLY Jacques
11	CAMMARATA Marc	<b>4</b>	1 HODIER Thomas
4	LANDAIS Thomas	<b>3</b>	3 BONNETO Romain
94	RENAUDIN Adrien	<b>2</b>	96 RENAUDIN Julien
2	PICOT Nicolas	<b>1</b>	12 DEPTUCH Joel

POLE POSITION

